






Series 1055

- Stable design
- Height-adjustable installation by using receptacle with press ring
- Contacting of assembled PCBs
- Universal applications

Tip Style · Diameter · Plating

				
A	B	C	D2	G2
2.36 Rh	2.03 Rh	3.96 Rh	2.03C Au	1.30 Rh

Mechanical Data

Center	4.50 mm / 177 mil
Full Travel	6.40 mm
Working Travel	5.10 mm
Pre-Loaded Spring Force	0.60/ 1.00 N
Spring Force at Working Travel	2.25/ 4.75 N

Electrical Data

Max. Current Rating	8.0 A
Typical Continuity Resistance	≤ 20 mOhm

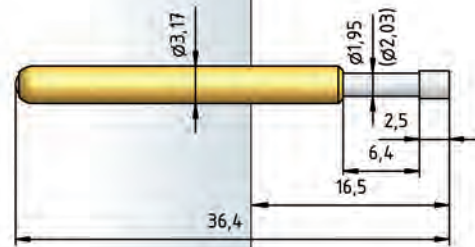
Materials

Barrel	Nickel Silver, Bronze, gold plated
Spring	Spring Steel, gold plated
Plunger	Steel, CuBe, gold plated oder rhodium plated
Receptacle	Bronze, gold plated


Recommended Diameter of Drill

HP 2361.1 (Trolitax)	3.54 mm
HGW 2372 (Glass filled Material)	3.60 mm

1055



H 1055 L



How to Order

1055 - A - 2.25 N - Rh - 2.36 C

1. Series 2. Tip Style 3. Spring Force 4. Tip Plating 5. Tip Diameter
6. Tip Material (only for CuBe)