

Series 4004/G

- Contacting of individual test points
- Contacting without adapter possible
- For use in function test
- Replacement without soldering

Mechanical Data

Center	4.00 mm / 160 mil
Full Travel	10.00 mm
Working Travel	6.00 mm
Spring Force at Working Travel	0.60 N
Operating Pressure	6 bar
Operating Medium	Compressed Air (filtered, oil-free)

Electrical Data

Max. Current Rating	2.0 A
Typical Continuity Resistance	≤ 30 mOhm

Materials

Barrel	Brass, gold plated
Spring	Spring Steel, gold plated
Plunger	Steel
Receptacle	Brass, gold plated

Recommended Diameter of Drill

HP 2361.1 (Trolitax)	3.40 mm
HGW 2372 (Glass filled Material)	3.41 mm

Accessories see page 146

How to Order • Single Test Probe

4004/ G - BST1 - 0.6 N - Rh - 1.5


1. Series 2. Threaded Design 3. Tip Style 4. Spring Force 5. Tip Plating
6. Tip Diameter

How to Order • with Receptacle

4004/ G - BST1 - 0.6 N - Rh - 1.5 GR L

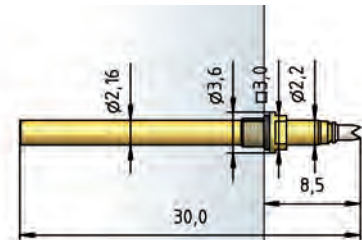
1. Series 2. Threaded Design 3. Tip Style 4. Spring Force 5. Tip Plating
6. Tip Diameter 7. Receptacle 8. For Connection of L 4000

Tip Style · Diameter · Plating



BST1	C	G	V
1.50 Rh	2.50 Rh	1.30 Rh	1.00 Rh


4004/G (without Receptacle)



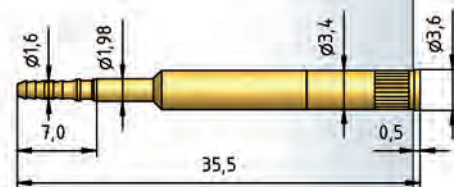
4004/G (with Receptacle H4004/GR pre-assembled)



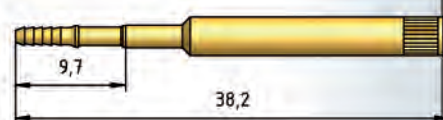
4004/G (with Receptacle H4004/GR-L pre-assembled)



H 4004/GR



H 4004/GR-L



L 4000

