

Series 1060 • 1060/G

- For use in burn-in and run-in test
- Transmission of high currents
- Low contact resistance

Mechanical Data

Center	4.00 mm/160 mil
Temperature Range	-30 °C - +120 °C
Full Travel	5.50 mm
Working Travel	4.40 mm
Pre-loaded Spring Force	0.80 N
Spring Force at Working Travel	3.00 N

Electrical Data

Max. Current Rating	24.0 A
Typical Continuity Resistance	<= 10 mOhm

Materials

Barrel	Brass, gold plated
Spring	Spring Steel, Stainless Steel, gold plated
Plunger	CuBe, gold plated/Silver Cap
Receptacle	Brass, gold plated

Recommended Diameter of Drill

H 1050 L, H 1060/G-L	
HP 2361.1 (Trolitax)	2.99...3.00 mm
HGW 2372	3.00 mm
H 1060/GRV-L	
HP 2361.1 (Trolitax)	3.00 mm
HGW 2372	3.01 mm

High-Temperature Applications

Temperature Range	-40 °C - +250 °C
Pre-Loaded Spring Force	0.80 N
Spring Force at Working Travel (Order Index E)	3.00 N

Available Screw Tools

Article Designation	max. Tip Diameter
WFS 1060/G-4.0-3.0	3.0
WFS 1060/G-5.0-4.0-Z	4.0
WFS 1060/G-6.0-5.0-Z	5.0
WFS 1060/G4-5.0-4.0	4.0
WFS 1060/G5-6.0-5.0	5.0


How to Order

1060/ G - FX - 3.0 N E - Au - 4.0 C

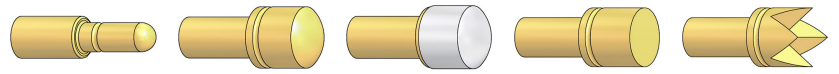
1 2 3 4 5 6 7 8

1. Series
2. Threaded Design
3. Tip Style
4. Spring Force
5. High Temperature
6. Tip Plating
7. Tip Diameter
8. Tip Material (only for CuBe)


Tip style - Diameter - Plating



AX	A6X	BAX	CX	DX
3.00C Au	3.00C Au	1.80C Au	2.30C Au 3.00C Au 4.00C Au	2.30C Au 3.00C Au

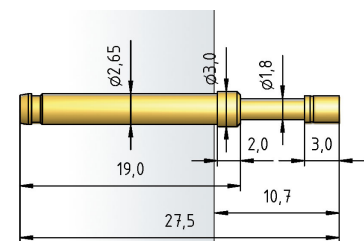


DX	DX1	D3X	FX	GX
1.00C Au 1.40C Au	3.00C Au	3.00C Ag	2.30C Au 4.00C Au 6.00C Au	2.50C Au

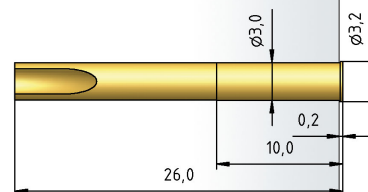


HX	H1X	KX
1.80C Au	1.30C Au	3.00C Au

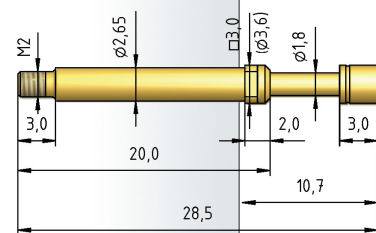
1060...X



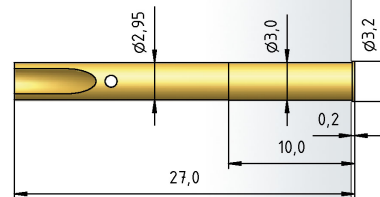
H 1050 L



1060/G...X



H 1060/G-L



H 1060/GRV-L



This receptacle is sealed vacuum-tight when a wire is soldered on.
Important:
If too much solder is used there is a risk that it will get into the tread.