




AK4951/..KD-5.0-BASALT GREY AKZ4951/..KD-5.08-BASALT GREY



Technical Data

Wire Sizes		Insulating Material	
Solid min	0.2 mm ²	Material	PA 6.6
Solid max	2.5 mm ²	Flammability Class	UL 94 V-0
Stranded (flexible) min	0.2 mm ²	Temperatures	
Stranded (flexible) max	2.5 mm ²	Operating Temperature	-30 °C - 105 °C
Stranded with Ferrule min	0.25 mm ²	Wave Soldering Process	
Stranded with Ferrule max	2.5 mm ²	Soldering Temperature, recommended	-
Dimensions		Peak Soldering Time, recommended	-
Stripped Length	12 mm	Reflow Process	
PCB Hole Diameter	-	Soldering Temperature, recommended	-
Materials		Peak Soldering Time, recommended	-
Contact Spring	Copper Alloy		
Clamp Spring	Stainless Steel		

Colours

	BASALT GREY, RAL 7012		GREEN, RAL 6018
	LIGHT GREEN, similar RAL 6018		

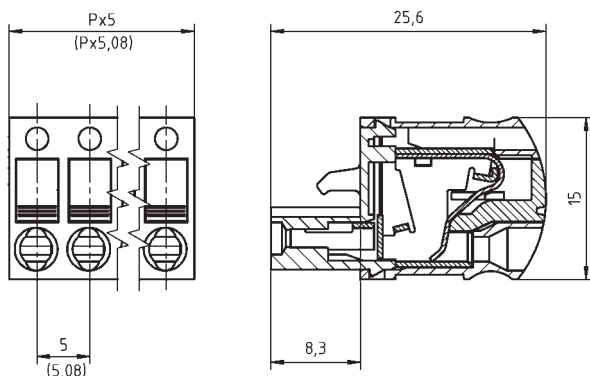
Colours according to RAL, there may be variations on colour due to production conditions. Special colours on request.

Counterparts (Spacing 5.0 mm)

Pin Strip		
STL950	STL955	STL975

Counterparts (Spacing 5.08 mm)

Pin Strip / Terminal Block			
STLZ950	STLZ970	STLZ990	AKZS950





Order Data (Spacing 5.0 mm)

Poles	Width (mm)	Article Designation	Article Number	PU
2	10.00	AK4951/2KD-5.0-BASALT GREY	54951020401D	50
3	15.00	AK4951/3KD-5.0-BASALT GREY	54951030401D	50
4	20.00	AK4951/4KD-5.0-BASALT GREY	54951040401D	50
5	25.00	AK4951/5KD-5.0-BASALT GREY	54951050401D	50
6	30.00	AK4951/6KD-5.0-BASALT GREY	54951060401D	50
7	35.00	AK4951/7KD-5.0-BASALT GREY	54951070401D	50
8	40.00	AK4951/8KD-5.0-BASALT GREY	54951080401D	50
9	45.00	AK4951/9KD-5.0-BASALT GREY	54951090401D	50
...
24	120.00	AK4951/24KD-5.0-BASALT GREY	54951240401D	50

Order Data (Spacing 5.08 mm)



Poles	Width (mm)	Article Designation	Article Number	PU
2	10.16	AKZ4951/2KD-5.08-BASALT GREY	54951020421D	50
3	15.24	AKZ4951/3KD-5.08-BASALT GREY	54951030421D	50
4	20.32	AKZ4951/4KD-5.08-BASALT GREY	54951040421D	50
5	25.40	AKZ4951/5KD-5.08-BASALT GREY	54951050421D	50
6	30.48	AKZ4951/6KD-5.08-BASALT GREY	54951060421D	50
7	35.56	AKZ4951/7KD-5.08-BASALT GREY	54951070421D	50
8	40.64	AKZ4951/8KD-5.08-BASALT GREY	54951080421D	50
9	45.72	AKZ4951/9KD-5.08-BASALT GREY	54951090421D	50
...
24	121.92	AKZ4951/24KD-5.08-BASALT GREY	54951240421D	50

Accessories

Figure	Designation	Article Number
	Coding Star CS1-5.0/5.08-RED	50000000021
	Series AK(Z)4951 with pull relief	on request

See pages 282 ff for detail and general accessories and see pages 12/13 concerning services.

Ratings

Usegroup	c  US				
	B	C	D		
Rated Voltage	300 V	-	300 V	250 V	
Rated Current	10 A	-	10 A	12 A	
Overvoltage Category				III	
Rated Wire Size			min	max	
	solid	AWG 26-12	-	AWG 26-12	0.2 mm ² / 2.5 mm ²
	stranded	AWG 26-12	-	AWG 26-12	0.2 mm ² / 2.5 mm ²
Test Voltage	1.6 kV	-	1.6 kV	4.0 kV	
Pollution Degree				3	