

Series 1034

- International standard for 100 mil applications
- Contacting of assembled PCBs
- Large selection of head styles
- Spring travel 10 mm

Mechanical Data

Center	2.54 mm / 100 mil
Full Travel	10.00 mm
Working Travel	8.00 mm
Pre-Loaded Spring Force	0.60/ 0.70 N
Spring Force at Working Travel	1.50/ 2.25 N

Electrical Data

Max. Current Rating	3.0 A
Typical Continuity Resistance	≤ 25 mOhm










Materials

Barrel	Bronze, gold plated
Spring	Spring Steel, gold plated
Plunger	Steel
Receptacle	Bronze, gold plated

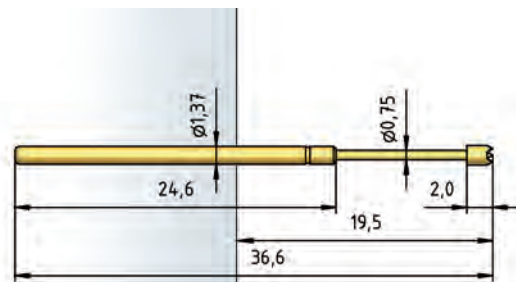
Recommended Diameter of Drill

HP 2361.1 (Trolitax)	1.65 mm
with pressed-in Ring	1.75 mm
HGW 2372 (Glass filled Material)	1.67 mm
with pressed-in Ring	1.76 mm

Tip Style · Diameter · Plating

				
B	BST	C	G	H
0.75 Au/Ni	0.62 Ni	1.50 Au	1.50 Au	1.50 Au
				
M1	Q	Q	V	
1.40 Au	1.00 Au/Rh	1.30 Au 1.50 Au	0.75 Ni	

1034



Receptacles see page 64

How to Order

1034 - C - 2.25 N - Au - 1.5

1. Series 2. Tip Style 3. Spring Force 4. Tip Plating 5. Tip Diameter