

Series 1060/G

- Test probe for cable harness testing
- Screwable - threaded design - against the creeping out of the Test Probe out of the receptacle
- Very robust

Mechanical Data

Center	4.00 mm/160 mil
Temperature Range	-30 °C - +120 °C
Full Travel	5.50 mm
Working Travel	4.40 mm
Pre-loaded Spring Force	0.20/ 0.20/ 0.40/ 0.50/ 0.80/ 0.70 N
Spring Force at Working Travel	0.40/ 0.60/ 1.50/ 2.25/ 3.00/ 5.00 N

Electrical Data

Max. Current Rating	5.0...8.0 A
Typical Continuity Resistance	<= 30 mOhm

Materials

Barrel	Brass, gold plated
Spring	Spring Steel, Stainless Steel, gold plated
Plunger	Steel, CuBe
Receptacle	Brass, gold plated
Stranded Wire AWG 20 (Black)	Copper, tin plated, insulated

Recommended Diameter of Drill

HP 2361.1 (Trolitax)	3.00 mm
HGW 2372	3.01 mm


High-Temperature Applications

Temperature Range	-40 °C - +250 °C
Pre-Loaded Spring Force	0.40/ 0.40/ 0.80 N
Spring Force at Working Travel (Order Index E)	1.50/ 2.25/ 3.00 N

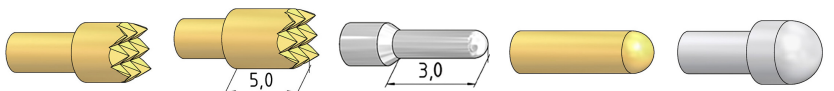
Available Screw Tools

Article Designation	max. Tip Diameter
WFS 1060/G-4.0-3.0	3.0
WFS 1060/G-5.0-4.0-Z	4.0
WFS 1060/G-6.0-5.0-Z	5.0
WFS 1060/G4-5.0-4.0	4.0
WFS 1060/G5-6.0-5.0	5.0

Tip style - Diameter - Plating



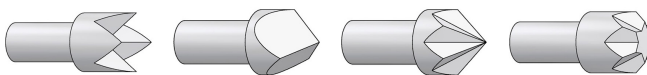
A	A6	B	BA	BA1
2.30 Au 2.50 Ni 3.00 Au 4.00 Au	2.50C Au 4.00C Au	1.80 Ni/Rh	1.80 Au/Ni	1.50 Ni



C	C6	D	D	D
2.30 Au/Ni/Rh 2.50 Au/Ni/Rh 3.00 Au/Ni/Rh 4.00 Au/Ni/Rh	3.50 Au/Ni	1.00 Rh	1.80 Au	2.30 Au/Ni 2.50 Au/Ni



D2	D3	F	F	F3
3.00 Au/Ni	0.80 Rh 1.40 Au	1.80 Au/Ni	2.30 Au/Rh 2.50 Rh 3.00 Au 4.00 Rh	1.00 Rh 1.40 Au



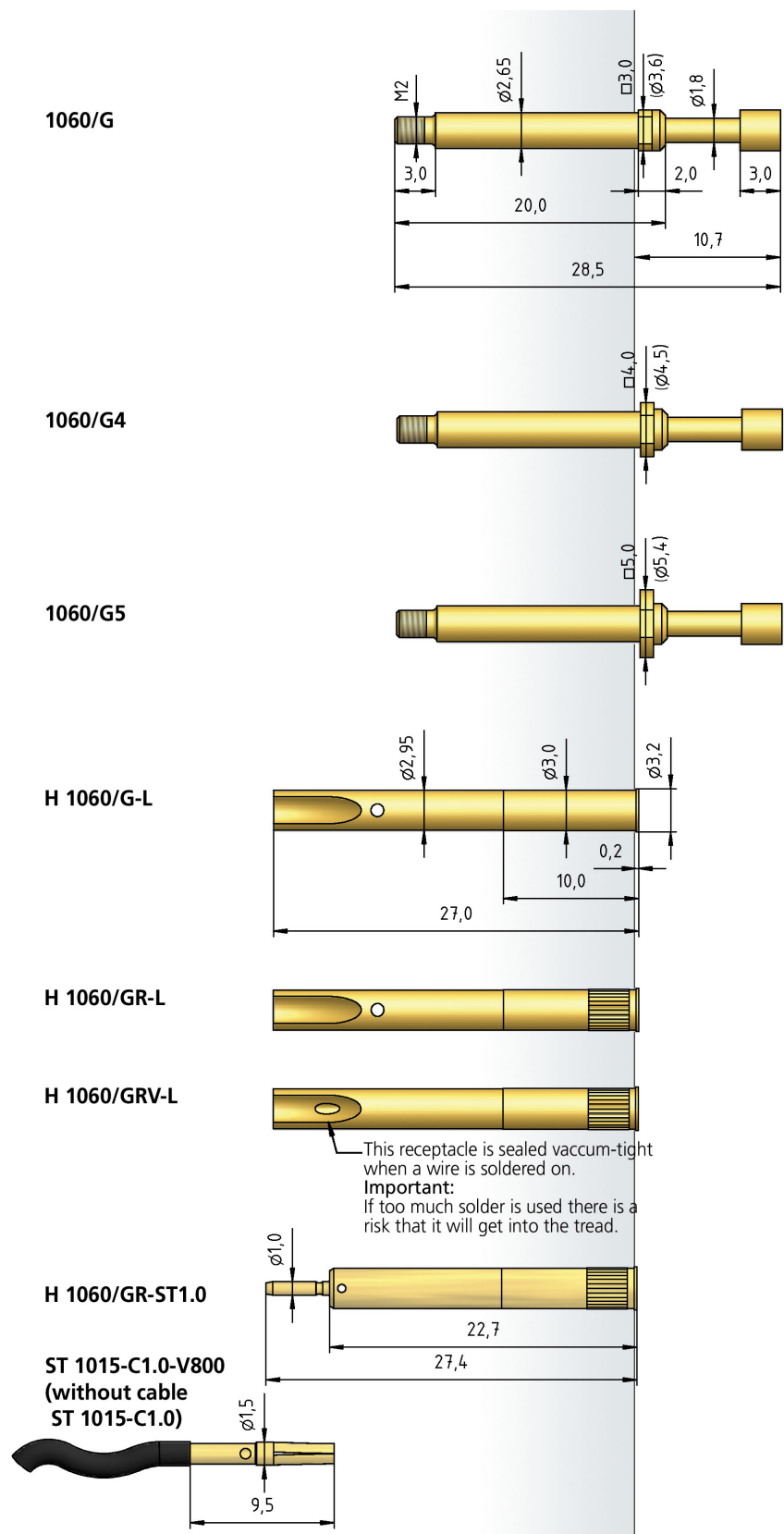
G	H	K	KF
2.30 Rh 2.50 Ni/Rh 4.00 Au/Ni/Rh	2.50 Ni 2.60 Ni 3.00 Ni/Rh 4.20 Rh	1.80 Rh 3.00 Ni	2.60 Ni 4.00 Ni

How to Order

1060/	G	-	A	-	1.5 N	E	-	Au	-	4.0
1	2	3	4	5	6	7				

1. Series 2. Threaded Design 3. Tip Style
4. Spring Force 5. High Temperature 6. Tip Plating
7. Tip Diameter

Series 1060/G



This receptacle is sealed vacuum-tight when a wire is soldered on.
Important:
 If too much solder is used there is a risk that it will get into the tread.