

Series 5104

- Push-back test probe for the cable harness test
- Especially suitable for spade-shaped tip style
- Non-rotating variant
- Receptacle with switch function

Mechanical Data

Center	4.00 mm/160 mil
Temperature Range	-30 °C - +120 °C
Full Travel	7.00 mm
Working Travel	5.00 mm
Switching Travel	3.50 mm
Pre-loaded Spring Force	0.50/ 1.00/ 1.50/ 3.00/ 4.00/ 3.00/ 4.50/ 5.00/ 4.00/ 9.00 N
Spring Force at Switching Travel	0.70/ 3.80/ 4.65/ 7.90/ 9.10/ 11.40/ 13.95/ 15.50/ 18.70/ 23.70 N
Spring Force at Working Travel (without Switching Element)	0.75/ 5.00/ 6.00/ 10.00/ 11.25/ 15.00/ 18.00/ 20.00/ 25.00/ 30.00 N
Spring Force at Working Travel (with Switching Element)	+0.75 N

Electrical Data

Barrel-Probe Tip

Max. Current Rating	20.0 A
Typical Continuity Resistance	<= 3 mOhm

Connector Probe Tip

Max. Current Rating	1.0 A
Typical Continuity Resistance	<= 30 mOhm
Typical Insulating Voltage	1000 V

Materials

Barrel	Brass, gold plated
Spring	Spring Steel, gold plated
Plunger	Steel
Receptacle	Brass, gold plated

Recommended Diameter of Drill

HP 2361.1 (Trolitax)	3.50 mm
(Tolerances dependent on carrier material, test drilling is recommended)	

Available Screw Tools

Article Designation	max. Tip Diameter
WFS 1060/G-4.0-3.0	3.0
WFS 1060/G-5.0-4.0-Z	4.0
WFS 1060/G-6.0-5.0-Z	5.0

How to Order

5104 - Y - 15.75 N - Au - 2.2x 1.6 - /1.0x4.0

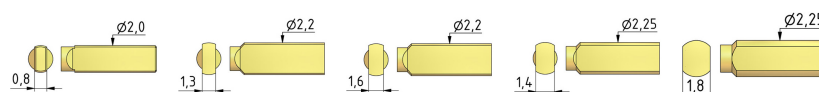
1 2 3 4 5 6 7

1. Series
2. Tip Style
3. Spring Force
4. Tip Plating
5. Tip Diameter
6. Tip Thickness
7. Complete with Switching Element

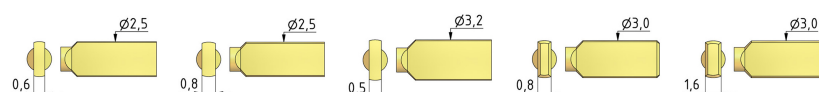
Tip style - Diameter - Plating



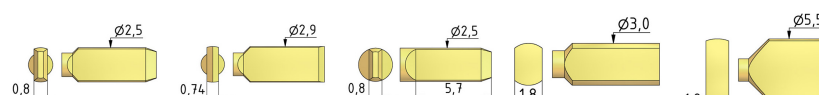
A	C	D	F	F
2.50 Au 3.00 Au 4.00 Au	2.40 Au 3.00 Au 4.00 Au 4.80 Au	1.75 Au 1.80 Au 2.00 Au 2.30 Au 3.00 Au 3.70 Au	1.80 Au 2.00 Au 3.00 Au 4.00 Au	1.40 Au



Y	Y	Y	Y	Y
2.00 x 0.80 Au	2.20 x 1.30 Au	2.20 x 1.60 Au	2.25 x 1.40 Au	2.25 x 1.80 Au



Y	Y	Y	Y1	Y1
2.50 x 0.60 Au	2.50 x 0.80 Au	3.20 x 0.50 Au	3.00 x 0.80 Au	3.00 x 1.60 Au



Y2	Y4	Y21	Y95	Y95
2.50 x 0.80 Au	2.90 x 0.74 Au	2.50 x 0.80 Au	3.00 x 1.80 Au	5.50 x 1.80 Au

Connector PinX/mm	Connector Pin Length Y/mm
0.5	6.0
0.7	7.0
1.0	2.5
1.0	4.0

Series 5104

