

AK3101/..WD-5.0-PEBBLE GREY

1- to n-poles



Technical Data

Wire Sizes		Insulating Material	
Solid min	0.14 mm ²	Material	PA 6.6
Solid max	2.5 mm ²	Flammability Class	UL 94 V-0
Stranded (flexible) min	0.14 mm ²	Temperatures	
Stranded (flexible) max	2.5 mm ²	Operating Temperature	-30 °C - 105 °C
Stranded with Ferrule min	0.14 mm ²	Wave Soldering Process	
Stranded with Ferrule max	1.5 mm ²	Soldering Temperature, recommended	265 °C
Dimensions		Peak Soldering Time, recommended	3 s / 10 s
Stripped Length	6.0 mm	Reflow Process	
PCB Hole Diameter	1.1 mm	Soldering Temperature, recommended	-
Materials		Peak Soldering Time, recommended	-
Solder Tag	Copper Alloy		
Tension Spring	Stainless Steel		

Colours




■ PEBBLE GREY, RAL 7032

Colours according to RAL, there may be variations on colour due to production conditions. Special colours on request.

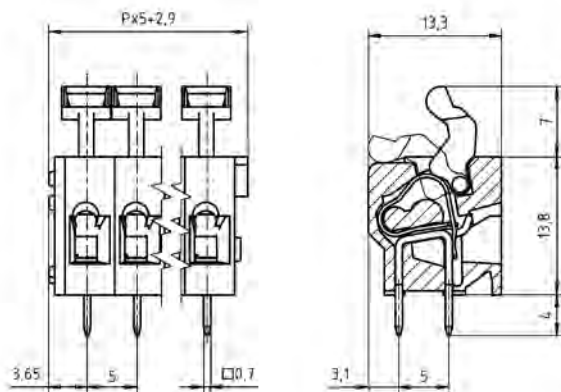
Order Data (Spacing 5.0 mm)

Poles	Width (mm)	Article Designation	Article Number	PU
1	7.90	AK3101/1WD-5.0-PEBBLE GREY	53101010021G	250
2	12.90	AK3101/2WD-5.0-PEBBLE GREY	53101020021F	200
3	17.90	AK3101/3WD-5.0-PEBBLE GREY	53101030021F	200
4	22.90	AK3101/4WD-5.0-PEBBLE GREY	53101040021F	200
5	27.90	AK3101/5WD-5.0-PEBBLE GREY	53101050021E	100
6	32.90	AK3101/6WD-5.0-PEBBLE GREY	53101060021E	100
7	37.90	AK3101/7WD-5.0-PEBBLE GREY	53101070021E	100
8	42.90	AK3101/8WD-5.0-PEBBLE GREY	53101080021D	50
9	47.90	AK3101/9WD-5.0-PEBBLE GREY	53101090021D	50
10	52.90	AK3101/10WD-5.0-PEBBLE GREY	53101100021D	50
11	57.90	AK3101/11WD-5.0-PEBBLE GREY	53101110021D	50
12	62.90	AK3101/12WD-5.0-PEBBLE GREY	53101120021D	50
13	67.90	AK3101/13WD-5.0-PEBBLE GREY	53101130021D	50
14	72.90	AK3101/14WD-5.0-PEBBLE GREY	53101140021D	50
15	77.90	AK3101/15WD-5.0-PEBBLE GREY	53101150021D	50
16	82.90	AK3101/16WD-5.0-PEBBLE GREY	53101160021D	50
17	87.90	AK3101/17WD-5.0-PEBBLE GREY	53101170021D	50
18	92.90	AK3101/18WD-5.0-PEBBLE GREY	53101180021D	50
19	97.90	AK3101/19WD-5.0-PEBBLE GREY	53101190021D	50
20	102.90	AK3101/20WD-5.0-PEBBLE GREY	53101200021D	50
21	107.90	AK3101/21WD-5.0-PEBBLE GREY	53101210021D	50
22	112.90	AK3101/22WD-5.0-PEBBLE GREY	53101220021D	50
23	117.90	AK3101/23WD-5.0-PEBBLE GREY	53101230021D	50
24	122.90	AK3101/24WD-5.0-PEBBLE GREY	53101240021D	50

Accessories

Figure	Designation	Article Number
	Bridge, 2-pole, insulated, BRI/2-5.0/5.08-LIGHT GREY	5000000006
	Bridge, 3-pole, insulated, BRI/3-5.0/5.08-LIGHT GREY	5000000007
	Bridge, 2-pole, BR/2-5.0/5.08-L7.0	5000000008

See pages 282 ff for detail and general accessories and see pages 12/13 concerning services.



Ratings



Usegroup	B	C	D		
Rated Voltage	300 V	-	300 V	250 V	
Rated Current	16 A	-	10 A	24 A	
Rated Wire Size			min		max
	solid	AWG 28-14	-	AWG 28-14	0.5 mm ² 2.5 mm ²
	stranded	AWG 28-14	-	AWG 28-14	0.5 mm ² 2.5 mm ²
Test Voltage	1.6 kV	-	1.6 kV	2.0 kV	