

Series 1021 • 1021/5

- For use in burn-in and run-in test
- Transmission of high currents
- Low contact resistance

Mechanical Data

Center	2.54 mm/100 mil
Temperature Range	-30 °C - +120 °C
Full Travel	5.30 mm
Working Travel	4.00 mm
Pre-loaded Spring Force	0.70 N
Spring Force at Working Travel	3.00 N

Electrical Data

Max. Current Rating	16.0 A
Typical Continuity Resistance	<= 10 mOhm

Materials

Barrel	Brass, gold plated
Spring	Spring Steel, Stainless Steel, gold plated
Plunger	CuBe, gold plated/Silver Cap
Receptacle	Brass, gold plated

Recommended Diameter of Drill

H 1021 L	
HP 2361.1 (Trolitax)	1.98...2.00 mm
HGW 2372	1.98...2.01 mm
H 1021/(5)GR(V)-C(L)	
HP 2361.1 (Trolitax)	2.00 mm
HGW 2372	2.03 mm


High-Temperature Applications

Temperature Range	-40 °C - +250 °C
Pre-Loaded Spring Force	0.70 N
Spring Force at Working Travel (Order Index E)	3.00 N

Available Screw Tools

Article Designation	max. Tip Diameter
WFS 1021/G-2.54-1.8	1.8
WFS 1021/G-2.54-2.0	2.0
WFS 1021/G-3.5-3.0-Z	3.0
WFS 1021/G-C2S-3.0-2.5-Z	2.5

Tip style - Diameter - Plating

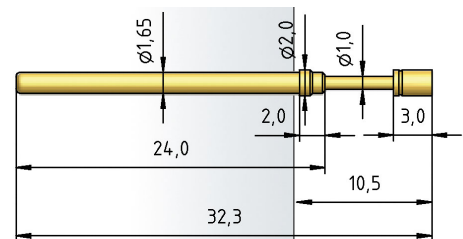


AX	A6X	BX	CX	DX
2.00C Au	2.00C Au	1.00C Au	1.30C Au 1.80C Au 2.00C Au 3.00C Au 3.50C Au	0.80C Au 1.00C Au




D3X	EX	FX	HX	KX
2.00C Ag	1.80C Au	1.00C Au	1.10C Au 1.40C Au 1.70C Au	1.25C Au 1.75C Au

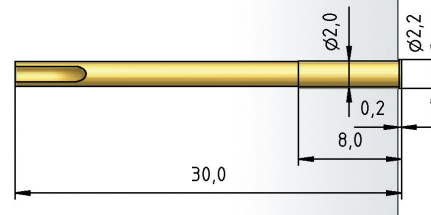
1021



1021/5



H 1021 L



How to Order

1021/5 - CX - 3.0 N E - Au - 2.0 C

1 2 3 4 5 6 7

1. Series
2. Tip Style
3. Spring Force
4. High Temperature
5. Tip Plating
6. Tip Diameter
7. Tip Material (only for CuBe)